

The spring migration of Grey Plover *Pluvialis squatarola* in Sweden

Vårflyttningen hos kustpipare *Pluvialis squatarola* över Sverige

SVEN BLOMQVIST, MARTIN GREEN & ÅKE LINDSTRÖM

Abstract

In 1976–1995, 74,650 Grey Plovers *Pluvialis squatarola* were recorded on spring passage, 87% in the southern third of Sweden, and 59% while in migratory flight. Few were observed before May. The passage peaked 24 May–2 June (83%). About one fourth of all birds were observed on a few occasions, when grounded by inclement weather, showing that only a tiny fraction stops over regularly. In northern Sweden, passage peaked earlier (18 May) than in the south (29 May), and these early birds were presumably destined for breeding or staging in the White Sea region. The peak dates in southern Sweden correlate well with arrival time in Siberia, indicating a non-stop flight to these breeding areas. Flocks counted up to several hundred birds in the south but at most 34 birds in the north. Migration patterns along the East At-

lantic Flyway were similar with those of the East African/West Asian and Mediterranean/Black Sea flyways. The spring passage of the Grey Plover conforms to the migration system of other tundra waders passing up through the western Palaearctic.

Sven Blomqvist, Department of Systems Ecology, Stockholm University, SE-106 91 Stockholm, Sweden.

E-mail: sven.blomqvist@ecology.su.se

Martin Green, Department of Ecology, Animal Ecology, Lund University, Ecology Building, SE-223 62 Lund, Sweden.

Åke Lindström, Department of Ecology, Animal Ecology, Lund University, Ecology Building, SE-223 62 Lund, Sweden

Received 14 March 2007, Accepted 18 July 2007, Editor: A. Brodin

Introduction

In spring, large numbers of Palaearctic waders migrating along the Eurasian route of the East Atlantic Flyway gather in the Wadden Sea area, before departing for their breeding grounds in northern Europe and Russia (Piersma et al. 1987, Prokosch 1988, Smit & Piersma 1989, Meltofte et al. 1994). When leaving this stopover area, the birds fan out along different flight routes, heading north to east. By its size and geographic position on the Scandinavian Peninsula, latitudinally extending from 55° N to 69° N, Sweden offers favourable opportunities for migration studies of this contingent of birds in Northwest Europe (Blomqvist & Lindström 1992, 1995, Green et al. 2003). There are no major staging areas for spring migrating arctic waders within Sweden, but vast numbers are known to pass. A well developed national system of organised bird reporting, based on local and regional ornithological societies, in combination with a network of bird observatories where regular observations are

recorded, further facilitates such migration studies (Blomqvist & Lindström 1996).

So far, the spring occurrence in Sweden of five Arctic-breeding wader species has been analyzed: Red Knot *Calidris canutus* (Blomqvist & Lindström 1992), Sanderling *C. alba*, Little Stint *C. minuta*, Curlew Sandpiper *C. ferruginea* (Blomqvist & Lindström 1995) and Bar-tailed Godwit *Limosa lapponica* (Green et al. 2003). In the present paper, we describe the spring migration of another Arctic-breeding wader, the Grey Plover *Pluvialis squatarola*, for which much is still unknown concerning the composition of the migrating population, migration routes, regional movements and wintering areas (Pienkowski & Evans 1984, Smit & Piersma 1989, Byrkjedal & Thompson 1998, Exo & Stepanova 2001, Branson 2002).

We describe the geographical pattern and timing of the Grey Plover spring passage over Sweden, based on an extensive data set of Grey Plover observations from almost the whole country (Figure 1), including a long-term series of records from a

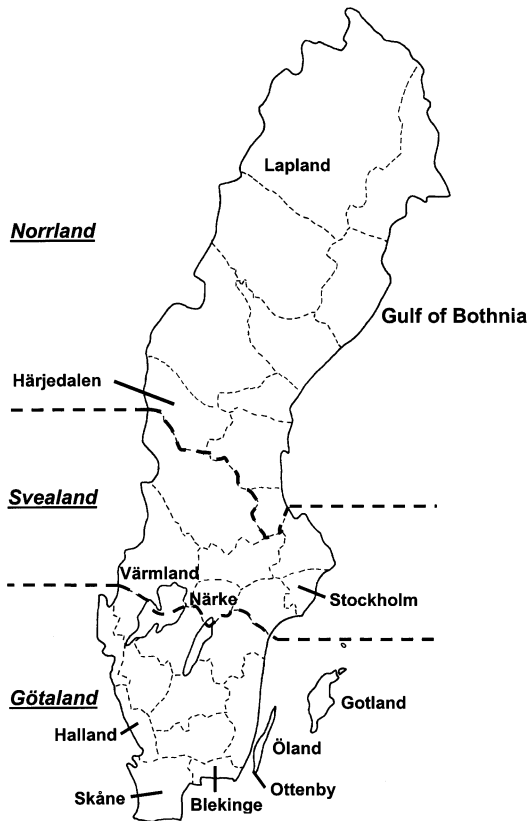


Figure 1. Map of Sweden with regional report areas, and the different provinces/counties mentioned in the text. The three large regions of Götaland, Svealand and Norrland, respectively, are separated by thick broken lines.

Karta över Sverige med de olika rapportområdena. Områden och regioner som omnämns i texten anges med namn.

single site (Ottenby), starting in the 1940s (Svärds-son 1947). We then compare the spring migration pattern of the Grey Plover with that of the previously analysed arctic wader species (Blomqvist & Lindström 1992, 1995, Green et al. 2003).

Breeding, distribution and migration

Breeding range

Grey Plovers observed in West Europe follow the Eurasian route of the East Atlantic Flyway. These birds are considered monotypic (Byrkjedal & Thompson 1998, but see Engelmoer & Roselaar

1998), and breed in the tundra zone from the western White Sea, and eastward over the Yamal, Gydan and Taimyr peninsulas (Beloposkii et al. 1970, Mineyev & Impe 1997, Byrkjedal & Thompson 1998). Birds ringed and recovered along the flyway support this view (Branson & Minton 1976, Prokosch 1988, Meltofte 1993, Exo & Wahls 1996, Byrkjedal & Thompson 1998, Exo & Stepanova 2000, Tomkovich et al. 2000, Branson 2002). However, the breeding range of the species extends farther east throughout arctic Siberia, via the Far East and Alaska, all the way to Baffin Island in northern Canada (Paulson 1995, Byrkjedal & Thompson 1998). The nesting habitat is mainly arctic heath tundra of dry hills, intersected by moister sections (Flint & Kondratjew 1977, Rogacheva 1992, Paulson 1995, Byrkjedal & Thompson 1998, Exo & Stepanova 2000).

Breeding regulation

The annual variation in breeding productivity of Grey Plover observed in the Wadden Sea (Prokosch 1988), in South Africa (Underhill 1987, Martin & Baird 1988) and in southeastern India (Balachandran et al. 2000) has been attributed to a cyclic interaction between lemmings and their predators on the tundra. These predators switch to eggs and young of ground-nesting birds in years following lemming peaks, and thereby affect the nesting success and the avian population dynamics (Summers et al. 1998, Blomqvist et al. 2002, and references therein). It is worth noticing that Grey Plovers following the East Atlantic Flyway do not breed until they are two or three years old, and therefore remain in the wintering habitat throughout the first summer (Prokosch 1988), and perhaps also the following summer (Dijk et al. 1990).

Wintering areas

In Sweden, a few observations of Grey Plovers have been reported in winter from the southwestern provinces of Scania (Skåne) and Halland (Roos 1962, Ekberg 1994, SOF 2002). Scattered winter observations are likewise reported from the southern coast of the Baltic Sea proper (Berndt 1984, Nehls & Struwe-Juhl 1998, Brenning 2001), but most Grey Plovers winter in areas of more benign climate. In winter during the 1980s, about 61,000 Grey Plovers were found along the European Atlantic coast, 23,000 in the western part of the Mediterranean Sea, and 81,000 birds in West Africa (Smit & Piersma 1989).

Population increase

Since the early 1950s, the breeding area of the Grey Plover has expanded westward in the European part of Russia, and the population has increased (Mineyev & Impe 1997). The species showed a spectacular increase in wintering numbers in British estuaries from the 1930s to the 1990s (Moser 1988, Tubbs 1991, Cayford & Waters 1996, Reh-fisch et al. 2003). The Grey Plover population along the Continental Atlantic seaboard of West Europe has been reported to have increased strongly (Rösner 1994, Smit & Zegers 1994, Stroud et al. 2004, Blew et al. 2005a). Compared with the 1980s (Smit & Piersma 1989), the number of Grey Plover wintering along the Atlantic coast of Europe in 1997–1999 had increased to 90,000–100,000, while in the western part of the Mediterranean fewer birds (9,000–13,000) were found (Gilissen et al. 2002). The recorded increase may be due, at least partly, to a northward shift in the distribution of wintering birds, but most data indicate a true population growth to 247,000 birds in the East Atlantic Flyway (Stroud et al. 2004). However, it should also be noted that some decreases in spring staging numbers have lately been registered in the German part of the Wadden Sea (Günther & Rösner 2000, Blew et al. 2005a, b).

Northward migration

In West Africa, the Grey Plover is mainly found on the Banc d'Arguin in Mauritania (Trotignon et al. 1980, Gowthorpe et al. 1996, Smit 2004), and in the Arquipélago dos Bijagós in Guinea-Bissau (Zwarts 1988, Salvig et al. 1994, Frikke et al. 2002), but also as far east as Ghana (Ntiamoa-Baidu & Grieve 1987, Ntiamoa-Baidu 1991). Starting end of April, the Grey Plover departs from West Africa (Piersma et al. 1990), and passes successively up along the North Atlantic coast. Some birds are also reported from inland sites of Continental West Europe, but in fairly low numbers, i.e., in France (Le Mao 1980), and different cantons of Switzerland (Glutz von Blotzheim 1963, Baula & Sermet 1975, Schmid et al. 1992) and federal states of Germany (Dathe 1949, Harengerd & Mester 1966, Wüst 1966, Müller 1967, Harengerd et al. 1973). The largest spring gathering of Grey Plover (140,000 birds) occurs in the Wadden Sea in May (Meltote et al. 1994). A recent study of the body mass of the birds departing from the North Sea area at the end of May (Serra et al. 2006), concludes that sufficient fuel is stored to allow Grey Plovers to fly

non-stop to the Siberian breeding grounds in western Taimyr.

Material

Data collection

Our data cover the whole of Sweden, and originate from three main sources: (1) the regional report committees of the Swedish Ornithological Society, (2) direct communication with certain observers and observatories, and (3) literature searches, chiefly in local and regional ornithological bulletins. Observations from the time period of 1 March to 20 June were included in the analysis. As in the earlier analyses of the spring migration of arctic waders in Sweden (Blomqvist & Lindström 1992, 1995, Green et al. 2003), the bulk of the material is from the time period of 1975–1995, but some records from the period before 1975 are also included.

Replies were received from all 30 regional report committees in Sweden (Figure 1). These committees compile records reported voluntarily by ornithologists. Spring observations of the Grey Plover were reported to most of the regional committees, except that at times it was considered too common in north Halland, Öland and Gotland. From Halland observations were available from two bird observatories (Getterön and Nidingen), and from Gotland large flocks and migration count data have been reported. Hence, for most of the period studied (1975–1995), we believe that the data set fairly well reflects the spring occurrence of the Grey Plover in Sweden. Furthermore, a single observation series of 48 years (1947–1994) from the Ottenby Bird Observatory on the island of Öland, allowed an analysis of long-term trends.

To avoid double counts of birds within localities, all records were carefully assessed. Birds staying for longer periods at a stopover site were entered with the first date of observation. Hence, reported figures represent the minimum number of birds observed. All figures refer to the total number of Grey Plovers observed during an approximate 20-year period, unless otherwise stated. In the diagrams, the observations have been lumped into three-day periods. For details of the statistical tests used, see Sokal & Rohlf (1995).

Results

Spring observations of the Grey Plover were reported from all regional committees, except Härjedalen (Figure 2). In all, 74,650 Grey Plovers were

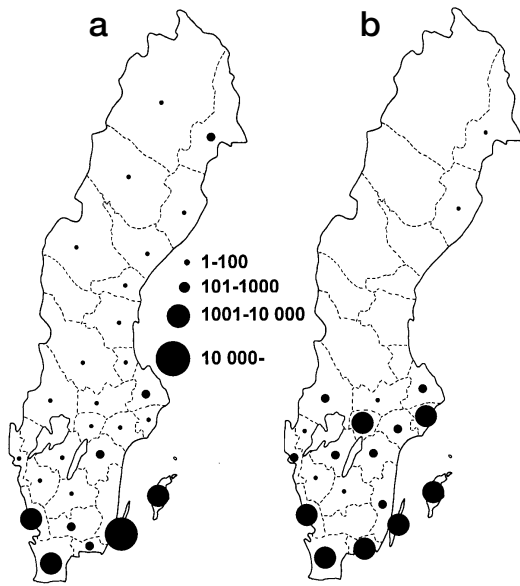


Figure 2. Geographic distribution of the total number of the Grey Plover *Pluvialis squatarola* observed in Sweden in spring ($n = 74,650$), separated into birds at stopovers (a) and on migration (b).

Den geografiska fördelningen av det totala antalet rapporterade kustpipare under våren i Sverige ($n = 74,650$), fördelat på rastande fåglar (a) och sträckande fåglar (b).

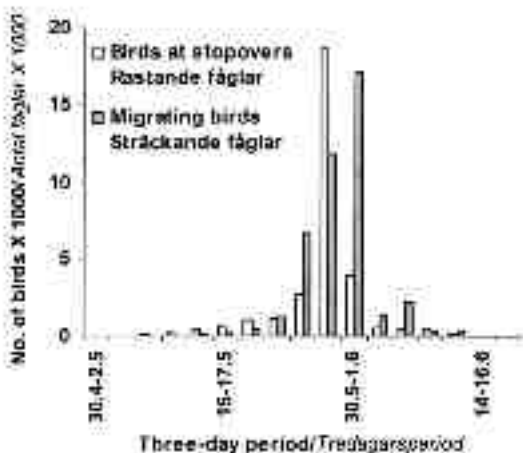


Figure 3. Number of the Grey Plover *Pluvialis squatarola* recorded during spring in Sweden. Median date for the grand total is 29 and 30 May, respectively ($n = 74,650$).

Tidsmönster för rapporterade kustpipare under våren i Sverige. Mediantdatum för hela materialet är 29 respektive 30 maj ($n = 74,650$).

reported in Sweden during spring, mainly from the end of May to early June (Figure 3). Most (59%) were seen while in active flight, the rest on the ground (Figure 2). Yearly totals varied greatly, from 550 to 16,000 birds (Figure 4a).

Regional differences in bird numbers

The distribution of Grey Plovers observed in Sweden varied much between the three regions of Götaland (87%), Svealand (12%) and Norrland (<1%), respectively (Figure 5). The overwhelming majority of the Grey Plovers were reported from coastal marine areas of the southern third of the country. Small numbers were reported from inland areas of south Sweden in most years, in certain years reaching over one hundred birds. About 3% of the national grand total, in one year (1991) over 900 birds, were reported from the area of large lakes in south central Sweden, mainly in the provinces of Värmland and Närke.

In the east coast county of Stockholm, migration of Grey Plover was observed almost yearly, usually of less than a hundred individuals, but in 1992 ca. 1000 birds were reported. In all, 7% of the national grand total was recorded in the county of Stockholm. Most of the birds reported from Norrland were observed along the coast of Gulf of Bothnia.

Differences in geographical distribution were found between Grey Plovers recorded at stopovers and birds seen in flight (Figure 2 and 5). Large numbers of birds (>50) on the ground were recorded only in the five southernmost coastal provinces. Among these, Halland, Skåne and Öland were the only provinces regularly holding Grey Plovers at stopovers (Cederlund 1985, Wirdheim 1985, Ekberg 1994, Green 2003). On a few occasions, large numbers of birds were reported to halt temporarily in the southeastern parts of Sweden, when encountering headwind of gale force in combination with rain. Such situations occurred in 1976, with about 4500 birds at Öland 27–30 May (Breife 1976) and 800 birds at Gotland 27–29 May, and in 1987, with about 7050 birds at Öland 29–30 May, 1200 birds at Gotland 28–29 May and 300 birds in Blekinge 29–30 May (Waldenström 1987, Hedgren 1988). Also, on the last mentioned dates large numbers of low-altitude migrating birds (4500) were observed in Blekinge. These observations (25% of all birds recorded) show that only a tiny fraction of the passing Grey Plovers regularly use Sweden for stopover.

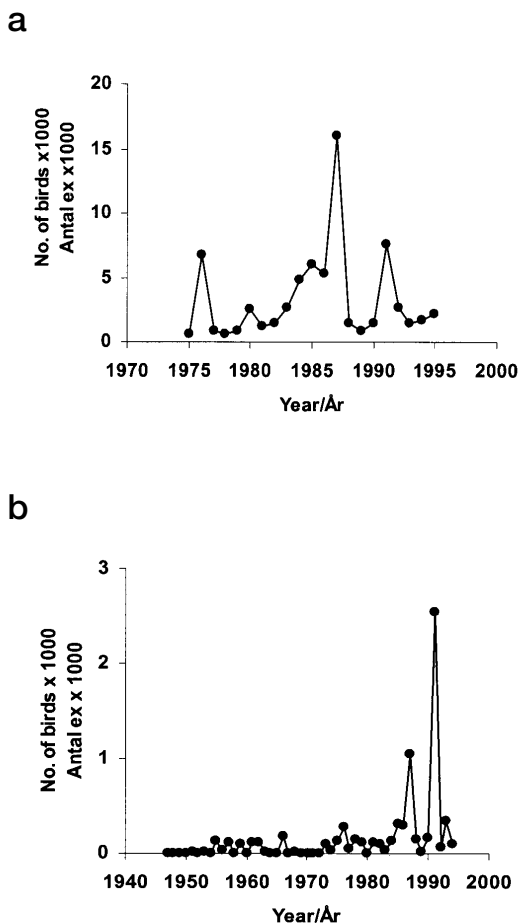


Figure 4. Annual spring number of the Grey Plover *Pluvialis squatarola* recorded (a) in Sweden 1975–1995 and (b) at Ottenby 1947–1994.

Årliga antal kustpipare som rapporterats från (a) Sverige under tidsperioden 1975–1995 och (b) Ottenby 1947–1994.

General time pattern

Grey Plovers turned up along the coasts of southernmost Sweden from the first week of May (Figure 5). In total, 6192 birds (8% of the national grand total) were observed before 24 May (Figure 3), mostly in the provinces of Halland, Skåne and Öland. The migration of Grey Plover in Götaland (Figure 5) peaked sharply in the last days of May and first days of June, with a concentration of 62,000 birds (83% of the national grand total) observed within the 10 day period of 24 May–2 June. Only a few

birds were seen thereafter. A distinct peak applied to resting birds (median date 29 May), as well as those observed migrating (30 May). These dates are close to the median date (28 May) recorded for Grey Plovers resting and migrating in Svealand, although the birds observed in Svealand were somewhat less concentrated in time (Figure 5). However, in the region of Norrland the passage of Grey Plovers took place earlier than in the south; median date in Norrland was as early as 18 May, and here most (79%) passed before 24 May (Figure 5).

The number of birds passing before 20 May increased significantly at Ottenby during the 48-year period of 1947–1994 (Spearman's rank correlation $r_s=0.51$, $n=48$, $p=0.002$), but no significant trend in early numbers observed was recorded for the shorter 20-year period 1975–1994 ($r_s=0.22$, $n=20$, $p=0.35$). However, for the period of 1975–1995, there was a tendency towards increase over time in lumped numbers of recorded Grey Plovers (before 20 May) in the provinces of Skåne and Halland ($r_s=0.41$, $n=21$ years, $p=0.07$).

Flock size

Grey Plovers recorded in the first week of May appeared singly, or in groups of a few individuals. Later, the flock sizes and the number of large flocks increased in south Sweden, culminating in the 10-day peak period starting on May 24. In Norrland, Grey Plovers appeared singly, or in groups of up to maximally 34 individuals.

The data did not allow a thorough analysis of flock sizes since such information was only rarely provided. Nevertheless, considering 120 detailed records from Götaland, 16 from Svealand and 13 from Norrland, flock sizes ranged from single birds up to 925 individuals. The latter flock was seen at Klåvudden, Lake Vättern in Närke, on 28 May, 1991. In Götaland, the median number of birds per observation (flock size) was 47 birds, in Svealand 78 individuals, and in Norrland the median number was one bird. Flocks of >50 birds were observed only in Götaland and Svealand, during the end-of-May to early June peak.

Population trends

In the period of 1975–1995, the number of Grey Plover observed in Sweden varied between 550 birds in 1975 to 16,000 birds in 1987 (Figure 4a), but with no statistically significant overall trend (Spearman's rank correlation $r_s = 0.34$, $n=21$ years, $p=0.13$). However, if the three highest annual

□ Birds at stopovers
Rastande fåglar

■ Migrating birds
Sträckande fåglar

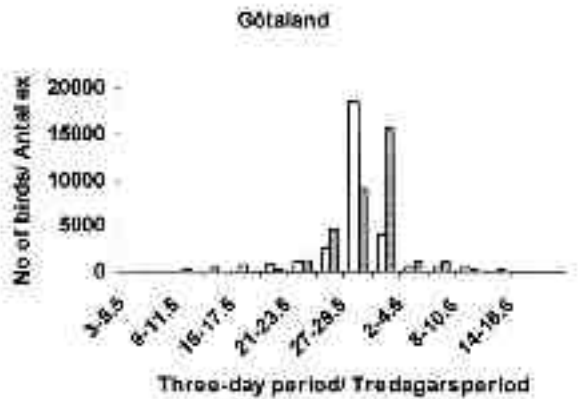
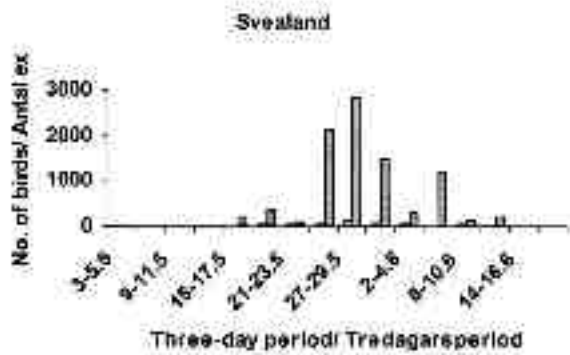
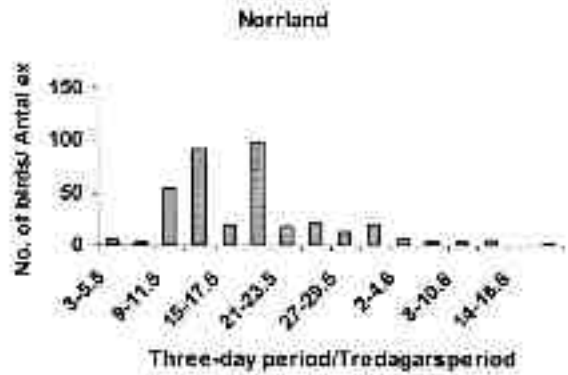
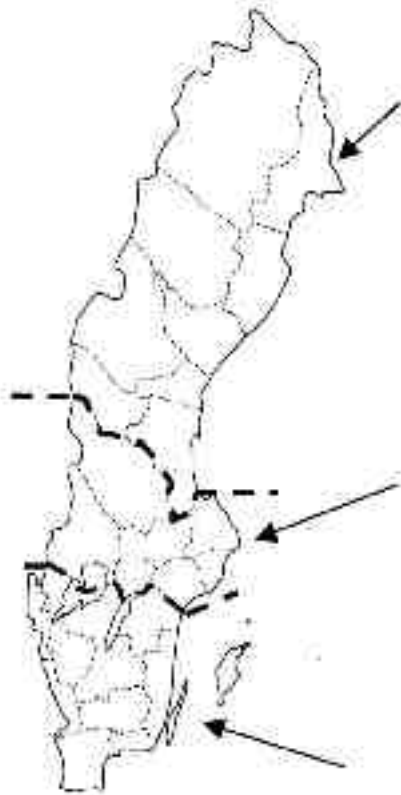


Figure 5. Time patterns in spring occurrence of the Grey Plover *Pluvialis squatarola* in three regions of Sweden (for regional median dates, see text).

Tidsmönster i våruppträdandet av kustpipare i tre olika regioner i Sverige (för mediandatum för de olika regionerna, se texten).

spring values (1976, 1987 and 1991—all related to extraordinary heavy grounding by inclement weather conditions) were excluded, a statistically significant increase appeared ($r_s = 0.50$, $n = 18$ years, $p = 0.03$).

In the longest time series (Ottenby 1947–1994), the annual spring numbers varied from a handful up to 2500 birds in 1991 (Figure 4b). A correlation analysis of this time series revealed a highly significant overall increase in the number of birds observed ($r_s = 0.62$, $n = 48$ years, $p < 0.001$). However, for the period of 1975–1994, corresponding to the period analysed for the whole country, no significant change in numbers with time were recorded at Ottenby ($r_s = 0.22$, $n = 20$ years, $p = 0.34$).

Finally, we tested whether the variation in annual number of Grey Plovers passing Sweden in spring, as represented by the long-term series from Ottenby (Figure 4b), was related to variation in predation pressure driven by the lemming cycle (Blomqvist et al. 2002), in the preceding breeding season in Taimyr. We assumed that either first summer birds (one-year old) or both first and second summer birds (one–two years old) remain in the winter quarters. However, neither with one nor two years delay did we find a significant correlation between the number of birds in the focal year versus the predation pressure (Appendix 2 in Blomqvist et al. 2002) in any of these previous years ($r_s = -0.02$, $n = 38$ years, $p = 0.90$ with first summer birds staying in the winter quarters, and $r_s = -0.28$, $n = 38$ years, $p = 0.09$ if also second summer birds stay in the wintering area).

Discussion

In spring, the Grey Plover is a conspicuous species, easy to identify in flight, and by its typical loud call. Therefore, we feel confident that the spatial and temporal migration pattern compiled for the 74,650 birds observed during more than 20 years (Figure 2–5) fairly well reflects the general, overall spring passage of the Grey Plover over Sweden (Figure 6). If anything, the number of birds recorded in Norrland is comparatively low (Figure 5), in part due to relatively low density of observers (cf., Olsson & Wiklund 1999). Such a bias should, however, not influence the temporal pattern found.

Numerical occurrence

The total number of Grey Plover ($n = 74,650$) reported over ca. 20 years in Sweden, is about 30% of the estimated population size ($n = 247,000$ birds) fol-

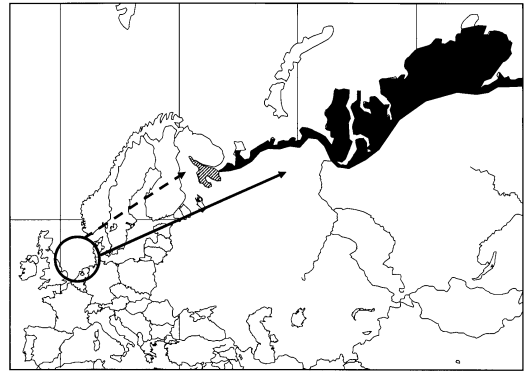


Figure 6. Spring routes of the Grey Plover *Pluvialis squatarola* migration from the Wadden Sea to staging posts/breeding grounds in the White Sea (grey; Belopolskii et al. 1970), or directly to the main breeding areas (black), i.e., east of the White Sea to the Yamal, Gydan and Taimyr peninsulas (Mineyev & Impe 1997, Byrkjedal & Thompson 1998). Most (79%) of the former birds (dashed arrow) passed Norrland 10–23 May, whereas in the latter group (solid arrow) 83% passed southern Sweden principally 24 May–2 June. Map projection: Mercator.

Värflyttningsrutter för kustpipare från Vadehavet till rast- och häckningsområdena vid Vita havet (streckad pil), respektive häckningsområdena österut till Taimyr (heldragen pil).

lowing the East Atlantic Flyway (Stroud et al. 2004). During roughly the same period of years, proportionally fewer birds, 19%, were reported in the Bar-tailed Godwit: 160,300 individuals reported in Sweden (Green et al. 2003) out of two passing populations together amounting to 825,000 birds (Smit & Piersma 1989). In the Siberian Red Knot (*C. c. canutus*), with 55,000 birds recorded (Blomqvist & Lindström 1992) out of 570,000–750,000 spring migrants passing each year (Gudmundsson 1994), the observed fraction is 7% to 10%. In the Sanderling, with only 1939 birds reported during 20 years (Blomqvist & Lindström 1995), out of an estimate of some 50,000 Sanderlings passing (Meltøfte et al. 1994), the fraction is merely 4%. Finally, for the smallest species analysed the proportions are even lower: about 1% in the Little Stint ($n=1851$; Blomqvist & Lindström 1995) out of 174,000 wintering birds along the East Atlantic Flyway (Smit & Piersma 1989), and only 0.2% in the Curlew Sandpiper ($n=675$; Blomqvist & Lindström 1995) out of 416,000 birds in the same flyway (Smit & Piersma 1989).

Several factors, often in combination, might affect the fraction of birds observed, such as conspicuousness and use of different migration routes. The

proportion of Grey Plover recorded in flight (59%) versus seen on the ground at stopover sites (41%; Figure 3) is fairly similar to the likewise large and visually conspicuous Bar-tailed Godwit, where two thirds of all reported birds in Sweden were seen on the ground (Green et al. 2003), but contrasts to the Red Knot, where stopover is only accidental (Blomqvist & Lindström 1992). Also, the loud, whistling call of the Grey Plover may make them easier to recognize than the more silent Bar-tailed Godwit and Red Knot. Many Little Stints and Curlew Sandpipers, and similarly some Sanderlings, wintering in West Africa follow a more continental eastern (trans-African) route of homeward migration (referred in Blomqvist & Lindström 1995). Thereby, the number of birds passing Sweden is reduced, and fewer small waders are observed. Large birds are easy to detect in flight, while small waders have mostly been seen on the ground in Sweden (Blomqvist & Lindström 1995), which certainly indicates an under-representation of the latter group.

Flock size

Some large and even very large flocks of Grey Plovers pass Sweden in spring. The largest flock size in the present data was 925 individuals. Previously, large flocks have been reported from the Baltic proper, for instance 500–600 birds on 27 May 1962 at the islands of Öja (Landsort) (Blomberg 1963), ca. 150 birds on 29 May 1955 (Norbeck & Melin 1955), and 100 birds on 27 May 1965 (Höjer 1967) at the island of Gotska Sandön. Inland a flock of about 300 Grey Plovers were seen near Kristinehamn (in Värmland) on 29 May 1937 (Samuelsson 1954). From the province of Skåne, a median flock size of 150 birds (range 17–250) has been reported (Green 2004). All in all, based on data of the present study and several previous reports from Götaland (Roos 1961, Höjer 1967, Hedin et al. 1969, Jönsson et al. 1990, Green 2003, 2004) and Svealand (Blomberg 1963, Betzholtz & Swenzén 1992, Tjernberg 1996), it is evident that flocks of up to 100 Grey Plovers (at times even several hundred birds) regularly pass southern Sweden, whereas in Norrland groups of some twenty or thirty individuals are found, with single birds the most frequent observation.

Population trends

The long-term increase in total number of spring migrating Grey Plover observed at Ottenby in the period of 1947–1994 (Figure 4b) agrees with a

general long-term increase in the number of birds found wintering in the United Kingdom from the 1930s to the 1990s (Moser 1988, Tubbs 1991). The steady increase in number of birds recorded in our data set from 1977 to the peak year of 1987 (Figure 4a) coincides with a prominent annual increase in wintering numbers of birds reported from the United Kingdom (Prŷs-Jones et al. 1994), and accords with a reported increase from the Dutch Wadden Sea in the time period 1977 to the beginning of the 1990s (Smit & Zegers 1994). Likewise, autumn migration data of the Grey Plover in Denmark (Blåvandshuk) seem to reflect a population increase in 1965–2003 (Meltotte et al. 2006).

A considerable increase (almost 50%) in the number of Grey Plovers wintering in coastal areas of the European East Atlantic Flyway is reported from the mid-1980s to the early 1990s (Davidson 1998, Stroud et al. 2004). These population growths coincide with a period of mild winter climate in Northwest Europe (Hurrell 1995, Watkinson et al. 2004, Austin & Rehfish 2005). Therefore, Stroud et al. (2004) suspected that the higher winter number of Grey Plover in Northwest Europe, at least partly, reflected a shift in wintering grounds rather than a true population increase. However, the large number of birds passing Ottenby during this time period (Figure 4b), seems likely to reflect a real increase in the total number of Grey Plovers following the East Atlantic Flyway, since only a redistribution of wintering areas would not result in a higher number of birds transiting the migration route upward the Wadden Sea, while the field activity at the Observatory has been roughly constant. Moreover, the long-term tendency of an increase in number of early passing Grey Plover agree with similar reports for the Bar-tailed Godwit in southern provinces of Sweden (Green et al. 2003), suggesting that arctic waders adjust the timing of their spring passage to climate change (cf., Vähätalo et al. 2004). These tendencies give high scientific priority to further studies of the timing of spring migration in Arctic-breeding waders in relation to climate change, as indicators of large-scale climate change effects (cf., Lindström & Agrell 1999, Rehfish & Crick 2003, Piersma & Lindström 2004).

We found no correlation between the spring numbers of Grey Plover in Sweden versus the lemming-driven three year cyclicality of the predation pressure in Siberia when considering the time-lags of two to three years spent in wintering quarter and migration areas, before they for the first time transit Sweden upon returning to the Russian breeding areas (Prokosch 1988, Dijk et al. 1990). This lack of cor-

relation with lemming cyclicality contrasts to those reported on spring staging birds in the Wadden Sea (Prokosch 1988), in wintering birds in South Africa (Underhill 1987, Martin & Baird 1988), and likewise in southeastern India (Balachandran et al. 2000). Also worth noticing, is that years of late spring and slow thaw in Taimyr, such as in 1989 and 1992 (Syroechkovski & Lappo 1994, Stock & Bruns 1995, Kokorev & Kuksov 2002), plausibly resulting in very poor breeding success, seem not to result in a consistent change in the number of birds observed in Sweden (Figure 4).

Comparison with other tundra breeding waders

The two-peak temporal distribution pattern of spring migrating Grey Plover in Sweden (Figure 5) is found also in two other wader species passing Sweden in this season, namely the Red Knot and the Bar-tailed Godwit. All three species show a peak in mid-May in Norrland, and a much more prominent peak at the end-of-May to early June in southernmost Sweden (Blomqvist & Lindström 1992, Green et al. 2003, this study).

The mid-May peak of the Grey Plover now recognized in Norrland (median 18 May; Figure 5) is close in time to that reported for Nearctic-breeding Red Knot (*C. c. islandica*) passing the same area (median 16 May; Blomqvist & Lindström 1992), as well as the European population (*L. l. lapponica*) of the Bar-tailed Godwit (13–14 May; Green et al. 2003). These three similar-sized wader species, migrate through northern Sweden at about the same time, but with different final destination. The Red Knots head for transit staging areas in North Norway (Strann 1990, 1992, Blomqvist 1991, Wilson et al. 2006), before entering a non-stop, trans-oceanic flight to the New World (Davidson et al. 1986, Uttley et al. 1987, Wilson & Strann 2005). The Bar-tailed Godwits are mainly bound for breeding areas in the tundra of northern Fennoscandia (Green et al. 2003). Grey Plovers passing northern Sweden in mid-May are presumably en route for staging posts in the White Sea area, where they are reported to arrive around 22 May (average of 19 years; Belopolskii et al. 1970). This arrival matches nicely the recorded mean passage of 18 May in Norrland (Figure 5).

The end-of-May peak of Grey Plover in southern Sweden (median 28–30 May; Figure 5) coincides with the time of departure of the species from the Wadden Sea (Prokosch 1988, Meltofte et al. 1994), and with the peak of birds recorded staging at the south-west coast of the Baltic Sea proper in

1976–1999 (Brenning 2001). The passage schedule matches fairly well with a reported arrival date of 6 June from breeding areas in western Taimyr (Hötcker 1995). The end-of-May passage of the Grey Plover in southern Sweden also coincides with the migration peak of other wader populations destined for breeding grounds on the Taimyr Peninsula, or perhaps even farther eastward, such as the Afro-Siberian Bar-tailed Godwit (*L. l. taymyrensis*) (28–30 May; Green et al. 2003), the Sanderling (29 May) and the Curlew Sandpiper (29 May–3 June) (Blomqvist & Lindström 1995). The Siberian Red Knot peaks about 10 days later (median 8 June; Blomqvist & Lindström 1992). In the Little Stint, the spring migration culminates already 24 May (Blomqvist & Lindström 1995), possibly reflecting a somewhat earlier spring arrival in breeding areas southwest of Taimyr.

Parallelism of flyways

The Grey Plover also winters and migrates up along the East African/West Asian–Mediterranean/Black Sea flyways (*sensu* Stroud et al. 2004), although winter counting from East Africa (Summers et al. 1987, also Bregneballe et al. 1989), the Persian Gulf (Zwarts et al. 1991, Have et al. 2002), and the Mediterranean region (Smit 1986) give a lower total number than for the East Atlantic Flyway (Stroud et al. 2004). The East African/West Asian–Mediterranean/Black Sea flyways merge near the Black–Azov seas (Summers et al. 1987, Smit & Piersma 1989, Kube et al. 1998, Stroud et al. 2004), a conclusion supported by ringing recoveries of the Grey Plover (Korzukov 1991, Serra et al. 2001).

Interestingly, the timing of spring migration is very similar in Grey Plovers following the East Atlantic Flyway and the East African/West Asian–Mediterranean/Black Sea flyways. From the end of April, the Grey Plover starts leaving West Africa (Piersma et al. 1990), and passes successively up along the European Atlantic coast, via Portugal (Rufino & Araujo 1987), Spain (Galarza 1984, Becerra & Pajuelo 1985, Dominguez & Rabuñal 1991), France (Bredin 1985, Girard 1989) and Holland (Dijk & Wassink 1980). Analogously, Grey Plovers in East Africa (Pearson & Britton 1980, Pearson & Serra 2002), at the Persian Gulf (Hirschfeld 1994) and in the southern and eastern Mediterranean region – in Tunisia (Berk & Have 1990, Ruiters 1993), Egypt (Berk & Have 1990), southern Turkey (Have et al. 1988, Berk & Have 1990, Berrevoets et al. 1994) and in northeast Greece (Nobel et al.

1990) – starts migrating north mainly in the end of April and first or second week of May.

Farther north, in the area of the Black and Azov seas, such as the Kizilirmak Delta in Turkey (Hustings et al. 1994), the Dobrogea-Danube area in Romania (Brehme et al. 1992, Schmitz et al. 2001) and the Sivash lagoon system in Ukraine (Berk & Have 1990, Winden et al. 1993), the occurrence of Grey Plovers appears to culminate in the third week of May to first five days of June. This timing is in parallel with the end-of-May to early June peak in the southern Baltic Sea area (Figure 5). Finally, as further parallels, the remaining flight distance to the breeding grounds from the Wadden/Baltic seas and Black/Azov seas when following the East Atlantic and the Mediterranean/Black Sea flyways is quite similar (2500–4500 km and 3000–4500 km, respectively), and no major stopover sites are known farther up along any of the two migration routes.

Acknowledgements

Countless ornithologists have generously contributed to this study through their observations, and accompanying reports to the regional report committees and bird observatories. Observations were provided by Pelle Adenäs, Mats Alderus, Björn Andersson, Jan Andersson, Per Aspenberg, Lars Blomqvist, Erik Borgström, Leif Dahlgren, Göran Darefelt, Gustaf Egnell, Sophie Ehnbom, Lars Gezelius, Olof Hjelm, Kurt Holmqvist, Hans Hågnander, Jörgen Israelsson, Joakim Johansson, Ronny Johansson, Tommy Järås, Nils Kjellén, Björn Klevemark, Ingela Kristoffersson, Mikael Larsson, Sören Lindén, Johan Nilsson, Peter Nilsson, Thomas Nilsson, Mikael Nord, Jerry Nyman, Roger Nääs, Lars Olausson, Ottenby Bird Observatory, Richard Ottvall, Stefan Persson, Stig Rosén, Bertil Roos, Håkan Rune, Roland Staav, Martin Tjernberg, Thomas Pettersson and Gunnar Wikman. This crucial assistance is greatly appreciated. Umeå Marine Sciences Centre, Umeå University, provided favourable opportunity for manuscript preparation, and the Library of the Swedish Ornithological Society was a valuable source of literature. Also, we thank Ragnar Elmgren for linguistic improvements of the manuscript, and Lorenzo Serra for reviewing the paper. This is Contribution No. 221 from the Ottenby Bird Observatory.

References

- Austin, G.E. & Rehfish, M.M. 2005. Shifting nonbreeding distributions of migratory fauna in relation to climatic change. *Global Change Biology* 11: 31–38.
- Balachandran, S., Hussain, S.A. & Underhill, L.G. 2000. Primary moult, biometrics, mass and age composition of Grey Plovers *Pluvialis squatarola* in southeastern India. *Bird Study* 47: 82–90.
- Baula, R. & Sermet, E. 1975. Le passage des Limicoles à Yverdon. *Nos Oiseaux* 33: 1–45.
- Becerra, M.Q. & Pajuelo, M.A.F. 1985. Fenología y status de las aves limícolas en la ría de Avilés. *Boletín de Información Medioambiental Ayuntamiento de Avilés*, 5: 97–116.
- Belopolskii, L.O., Bianki, V.V. & Kokhanov, V.D. 1970. Materials on the ecology of Limicolae in the White Sea [in Russian]. Pp. 3–84 in *Proceedings of the Kandalaksha State Reservation* Vol. 8 (Shtegman, B.K., Bianki, V.V., Karpovich, V.N. & Kester, B.V. eds.). Murmansk Publishing House, Murmansk.
- Berk, V. van den & Have, T. van der, 1990. *The Eastern Mediterranean Wader Project 1990*. Rept. Foundation Working Group International Wader and Waterfowl Research (WIWO), Zeist. 75 pp.
- Berndt, R.K. 1984. Das Wintervorkommen von Limikolen im östlichen Schleswig-Holstein. *Schr. Naturwiss. Ver. Schleswig-Holstein* 54: 75–101.
- Berreoetes, C., Kivitt, H. & Ovaa, A. 1994. Waterbird numbers in the Western Çukurova deltas. Pp. 21–74 in *Wader and waterfowl migration in the Çukurova deltas, South Turkey, spring 1990* (Kivitt, H., Nijmeijer, H. & Ovaa, A. eds.). Rept. 48 Foundation Working Group International Wader and Waterfowl Research (WIWO), Zeist.
- Betzholtz, P.-E. & Swenzén, A. 1992. *Förteckning över Sörmlands fåglar*. Föreningen Sörmlands Ornitologer, Katrineholm. 172 pp.
- Blew, J., Günther, K., Laursen, K., Roomen, M. van, Südbek, P., Eskildsen, K., Potel, P. & Rösner, H.-U. 2005a. Overview of numbers and trends of migratory waterbirds in the Wadden Sea from 1980–2000. Pp. 7–148 in *Migratory Waterbirds in the Wadden Sea 1980 – 2000* (Blew, J. & Südbek, P. eds.). Wadden Sea Ecosystem No. 20, Common Wadden Sea Secretariat, Trilateral Monitoring and Assessment Group, Joint Monitoring Group of Migratory Birds in the Wadden Sea, Wilhelmshaven.
- Blew, J., Günther, K. & Südbek, P. 2005b. Trends of migratory waterbirds in the German Wadden Sea from 1987/1988 to 2001/2002 [in German with English summary]. *Vogelwelt* 126: 99–125.
- Blomberg, L.E. 1963. Spring observations of Grey Plover (*Charadrius squatarola*) [in Swedish with English summary]. *Vår Fågelvärld* 22: 76.
- Blomqvist, S. 1991. Kuststnäppor på väg till Nearktis via norra Skandinavien. *Vår Fågelvärld* 50(2): 6–12.
- Blomqvist, S. & Lindström, Å. 1992. Routes of spring migrant Siberian and Nearctic Knots (*Calidris canutus*) diverge over Sweden. Pp. 91–94 in *Recent Advances in Understanding Knot Migration* (Piersma, T. & Davidson, N.C. eds.), Wader Study Group Bulletin 64 (Suppl.).
- Blomqvist, S. & Lindström, Å. 1995. The spring passage of Sanderling *Calidris alba*, Little Stint *C. minuta* and Curlew Sandpiper *C. ferruginea* over Sweden. *Ornis Svecica* 5: 55–67.

- Blomqvist, S. & Lindström, Å. 1996. Arktiska vadares vårflyttning kartläggs. Rapportkommittéernas material en guldgruva. *Vår Fågelvärld* 55(3): 31–34.
- Blomqvist, S., Holmgren, N., Åkesson, S., Hedenström, A. & Pettersson, J. 2002. Indirect effects of lemming cycles on sandpiper abundance: 50 years of counts from southern Sweden. *Oecologia* 133: 146–158.
- Branson, N. 2002. Grey Plover (*Pluvialis squatarola*). Pp. 287–289 in *The Migration Atlas: Movements of the Birds of Britain and Ireland* (Wernham, C., Toms, M., Marchant, J., Clark, J., Siriwardena, G. & Baille, S. eds.). T & A D Poyser, London.
- Branson, N.J.B.A. & Minton, C.D.T. 1976. Moults, measurements and migrations of the Grey Plover. *Bird Study* 23: 257–266.
- Bredin, D. 1985. Spring migration of coastal waders on the French "Centre-ouest" Atlantic coasts. *Wader Study Group Bull.* 45: 7–8.
- Bregneballe, T., Petersen, I.K., Halberg, K., Thorup, O. & Hansen, L. 1989. Wader surveys on the coast of Tanzania. *Wader Study Group Bull.* 57: 28–29.
- Brehme, S., Müller, T. & Redlich, J. 1992. *Bird observations in the Danube Delta and in the Dobrogea (Romania)*. Rept. 43 Foundation Working Group International Wader and Waterfowl Research (WIWO), Zeist. 48 pp.
- Breife, B. 1976. Arctic waders on Öland 27–30 May 1976 [in Swedish with English summary]. *Calidris* 5: 75–78.
- Brenning, U. 2001. Migration, biometrics, body mass and moult of Grey Plover *Pluvialis squatarola* staging on the island of Langenwerder, southwestern Baltic Sea, Germany [in German with English summary]. *Vogelwelt* 122: 341–350.
- Byrkjedal, I. & Thompson, D. 1998. *Tundra Plovers: The Eurasian, Pacific and American Golden Plovers and Grey Plover*. T & A D Poyser, London. 422 pp.
- Cayford, J.T. & Waters, R.J. 1996. Population estimates for waders Charadrii wintering in Great Britain, 1987/88–1991/92. *Biol. Conserv.* 77: 7–17.
- Cederlund, C.-G. 1985. The occurrence of resting waders at Getterön, province of Halland, 1973–1977 [in Swedish with English summary]. *Vår Fågelvärld* 44: 61–77.
- Dathe, H. 1949. Der Kiebitzregenpfeifer, *Squatarola squatarola* (L.), in Sachsen. *Beitr. Vogelk.* 1: 54–97.
- Davidson, N. 1998. Compiling estimates of East Atlantic Flyway wader populations wintering in coastal Europe in the early 1990s: a summary of the 1996 WSG wader populations workshop. *Wader Study Group Bull.* 86: 18–25.
- Davidson, N. C., Strann, K.-B., Crockford, N.J., Evans, P.R., Richardson, J., Standen, L.J., Townshend, D.J., Uttley, J.D., Wilson, J.R. & Wood, A.G. 1986. The origins of Knots *Calidris canutus* in arctic Norway in spring. *Ornis Scand.* 17: 175–179.
- Dijk, J. van & Wassink, A. 1980. The course of the visible spring migration of some waders along the coast of Noord-Holland and Zuid-Holland [in Dutch with English summary]. *Limosa* 53: 109–120.
- Dijk, A.J. van, Roder F.E. de, Marteiijn, E.C.L. & Spiekman, H. 1990. Summering waders on the Banc d'Arguin, Mauritania: a census in June 1988. *Ardea* 78:145–156.
- Dominguez, J. & Rabuñal, J.L. 1991. Migrating waders on the Atlantic Coast of Galicia (NW Spain). *Misc. Zool. (Barcelona)* 13: 141–151.
- Ekberg, B. 1994. Kustpipare *Pluvialis squatarola*. Pp. 218–219 in *Skånes fåglar idag och i gången tid* (Ekberg, B. & Nilsson, L. eds.). Skånes Ornitologiska Förening/Bokförlaget Signum, Lund.
- Engelmoer, M. & Roselaar, C.S. 1998. *Geographical Variation in Waders*. Kluwer Academic Publishers, Dordrecht. 331 pp.
- Exo, K.-M. & Stepanova, O. 2000. *Ecology of Grey Plovers Pluvialis squatarola breeding in the Lena Delta, The Sakha Republic/Yakutia in 1997: Report on a pilot study*. Rept. 69 Foundation Working Group International Wader and Waterfowl Research (WIWO), Zeist. 109 pp.
- Exo, K.-M. & Stepanova, O. 2001. Biometrics of adult Grey Plovers *Pluvialis squatarola* breeding in the Lena Delta, NE-Siberia (The Sakha Republic, Yakutia). *Ring. Migr.* 20: 303–311.
- Exo, K.-M. & Wahls, S. 1996. Origin and movements of Grey Plovers *Pluvialis squatarola* ringed in Germany. *Wader Study Group Bull.* 81: 42–45.
- Flint, V.E. & Kondratjew, A.J. 1977. Materialien zur Biologie des Kiebitzregenpfeifers (*Pluvialis squatarola* L.). *Beitr. Vogelk.* 23: 265–277.
- Frikke, J., Pihl, S. & Asbirk, S. 2002. Wadden Sea waders in West Africa. A survey of waterbirds in the Bijagos Archipelago in Guinea-Bissau in January/February 2001. *Wadden Sea Newslett.* 26: 15–17.
- Galarza, A. 1984. Waterbirds phenology in the Gernika estuary (Biscay Bay, Spain) [in Spanish with English summary]. *Ardeola* 31: 17–25.
- Gilissen, N., Haanstra, L., Delany, S., Boere, G. & Hagemeyer, W. 2002. *Numbers and distribution of wintering waterbirds in the Western Palearctic and Southwest Asia in 1997, 1998 and 1999. Results from the International Waterbird Census*. Wetlands International Global Series No. 11, Wageningen. 182 pp.
- Girard, O. 1989. Phenology of wader stagings in the Olonne marsh (Vendée) [in French with English summary]. *Gibier Faune Sauvage* 6: 321–360.
- Glutz von Blotzheim, U. 1963. Der Limikolenzug durch die Schweiz. *Orn. Beob.* 60: 81–106.
- Gowthorpe, P., Lamarche, B., Binaux, R., Gueye, A., Lehlou, S.M., Sall, M.A. & Sakho, A.C. 1996. Les oiseaux nicheurs et les principaux limicoles paléarctiques du Parc National du Banc d'Arguin (Mauritanie). *Alauda* 64: 81–126.
- Green, M. 2003. Vårsträcket av arktiska vadare över Skåne. *Anser* 42: 24–36.
- Green, M. 2004. Flying with the wind – spring migration of Arctic-breeding waders and geese over South Sweden. *Ardea* 92: 145–159.
- Green, M., Blomqvist, S. & Lindström, Å. 2003. The spring migration of two Bar-tailed Godwit *Limosa lapponica* populations in Sweden. *Ornis Svecica* 13: 1–15.
- Gudmundsson, G.A. 1994. Spring migration of the Knot *Calidris c. canutus* over southern Scandinavia, as recorded by radar. *J. Avian Biol.* 25: 15–26.
- Günther, K. & Rösner, H.-U. 2000. Changes in numbers of staging waterbirds in the Wadden Sea of Schleswig-Holstein from 1988 to 1999 [in German with English summary]. *Vogelwelt* 121: 293–299.
- Harengerd, M. & Mester, H. 1966. Westfälische Daten vom Kiebitzregenpfeifer. *Anthus* 3: 109–116.
- Harengerd, M., Prünte, W. & Speckmann, M. 1973. Zugphänologie und Status der Limikolen in den Rieselfeldern

- der Stadt Münster. 1. Teil: *Haematopus* bis *Tringa*. *Vogelwelt* 94: 81–118.
- Have, T.M. van der, Berk V.M. van den, & Langeveld, M.J. 1988. Distribution and migration of waders and waterfowl in the Çukurova deltas. Pp. 33–80 in *South Turkey Project. A survey of waders and waterfowl in the Çukurova deltas, spring 1987* (Have, T.M. van der, Berk V.M. van den, Cronau, J.P. & Langeveld, M.J. eds.). Rept. 22 Foundation Working Group International Wader and Waterfowl Research (WIWO), Zeist.
- Have, T.M. van der, Keijl, G.O., Mansoori, J. & Morozov, V.V. 2002. Waterbirds in coastal wetlands along the Persian Gulf coast of Iran, January–February 2000. *Zool. Middle East* 26: 71–88.
- Hedgren, S. 1988. Fåglar på Gotland 1987. *Bläcku* 14: 48–67.
- Hedin, J.-O., Johansson, K., Källström, K. & Lettstrand, G. 1969. Spring migration of arctic waders and Brent Goose *Branta bernicla* at Gotska Sandön 28 May–2 June 1968 [in Swedish with English summary]. *Vår Fågelvärld* 28: 45–46.
- Hirschfeld, E. 1994. Migration patterns of some regularly occurring waders in Bahrain 1990–1992. *Wader Study Group Bull.* 74: 36–49.
- Höjer, J. 1967. Gotska Sandöns fågelfauna. En kritisk studie. *Fauna och flora* 62: 149–222.
- Hötter, H. 1995. Avifaunistic records of the WWF expeditions to Taimyr in the years 1989, 1990 and 1991. *Corax* 16 Sonderh.: 34–89.
- Hurrell, J.W. 1995. Decadal trends in the North Atlantic Oscillation: regional temperatures and precipitation. *Science* 269: 676–679.
- Hustings, F., Dijk, K. van, Pahlplatz, R., Post, F., Veerman, T. & Wessels, H. 1994. Bird species in the Kizilirmak delta in spring 1992. Pp. 43–152 in *Bird census in the Kizilirmak delta, Turkey, in spring 1992* (Hustings, F. & Dijk, K. van, eds.). Rept. 45 Foundation Working Group International Wader and Waterfowl Research (WIWO), Zeist.
- Jönsson, P.-E., Nilsson, K.-G., Oldén, B., Peterz, M. & Strid, C. 1990. *Nordvästskånska fåglar*. Fåglar i Nordvästskåne, Suppl. 2, Helsingborg, 198 pp.
- Kokorev, Y.I. & Kuksov, V.A. 2002. Population dynamics of lemmings, *Lemmus sibirica* and *Dicrostonyx torquatus*, and arctic fox *Alopex lagopus* on the Taimyr Peninsula, Siberia, 1960–2001. *Ornis Svecica* 12: 139–145.
- Korzukov, A.I. 1991. Wader migration along the north-west Black Sea coast and adjacent areas. *Wader Study Group Bull.* 63: 21–24.
- Kube, J., Korzyukov, A.I., Nankinov, D.N., OAG Münster & Weber, P. 1998. The northern and western Black Sea region—the Wadden Sea of the Mediterranean Flyway for wader populations. Pp. 379–393 in *Migration and international conservation of waders. Research and conservation on north Asian, African and European flyways* (Hötter, H., Lebedeva, E., Tomkovich, P.S., Gromadzka, J., Davidsson, N.C., Evans, J., Stroud, D.A. & West, R.B. eds.). Internat. Wader Studies 10.
- Le Mao, P. 1980. Les migrations et l'hivernage des Limicoles en Maine-et-Loire de 1961 à 1978. *Bull. Groupe Angevin Études Ornithol.* 10: 180–239.
- Lindström, Å. & Agrell, J. 1999. Global change and possible effects on the migration and reproduction of arctic-breeding waders. *Ecol. Bull.* 47: 145–159.
- Martin, A. P. & Baird, D. 1988. Lemming cycles—which Palearctic migrants are affected? *Bird Study* 35: 143–145.
- Meltofte, H. 1993. Wader migration through Denmark: populations, non-breeding phenology, and migratory strategies [in Danish with English summary]. *Dansk Orn. Foren. Tidsskr.* 87: 3–180.
- Meltofte, H., Blew, J., Frikke, J., Rösner, H.-U. & Smit, C.J. 1994. *Numbers and distribution of waterbirds in the Wadden Sea*. International Waterfowl and Wetlands Research Bureau Publ. 34 / Wader Study Group Bulletin 74. 192 pp.
- Meltofte, H., Durinck, J., Jakobsen, B., Nordström, C. & Rigét, F.F. 2006. Trends in wader populations in the East Atlantic Flyway as shown by numbers of autumn migrants in W Denmark, 1964–2003. *Wader Study Group Bull.* 109: 111–119.
- Mineyev, Y.N. & Impe, J. Van, 1997. Grey Plover *Pluvialis squatarola*. P. 268 in *The EBCC Atlas of European Breeding Birds: Their Distribution and Abundance* (Hagemeijer, W.J.M. & Blair, M.J. eds.). T & A D Poyser, London.
- Moser, M.E. 1988. Limits to the numbers of Grey Plovers *Pluvialis squatarola* wintering on British estuaries: an analysis of long-term population trends. *J. Appl. Ecol.* 25: 473–485.
- Müller, H.-H. 1967. Nachtrag zu: "Westfälische Daten vom Kiebitzregenpfeifer". *Anthus* 4: 7–9.
- Nehls, H.W. & Struwe-Juhl, B. 1998. Die Wasservogelbestände der deutschen Ostseeküste in den Mildwintern 1991–1995 [in German with English summary]. *Seevogel* 19: 105–115.
- Nobel, W.T. de, Roder, F.E. de, Marteiijn, E.C.L., Meininger, P.L., Stuart, J.J., Schepers, F. & Westrienen, R. van, 1990. Birds in NE-Greece, spring 1987. Pp. 109–263 in *Birds of the wetlands in north-east Greece, spring 1987* (Meininger, P.L. ed.). Rept. 20 Foundation Working Group International Wader and Waterfowl Research (WIWO), Zeist.
- Norbeck, J. & Melin, P. 1955. Notes on the spring migration on Gotska Sandön [in Swedish with English summary]. *Vår Fågelvärld* 14: 240–244.
- Ntiamao-Baidu, Y. 1991. Seasonal changes in the importance of coastal wetlands in Ghana for wading birds. *Biol. Conserv.* 57: 139–158.
- Ntiamao-Baidu, Y. & Grieve, A. 1987. Palearctic waders in coastal Ghana in 1985/86. *Wader Study Group Bull.* 49 (Suppl.) / *Internat. Waterfowl Wetlands Res. Bureau Spec. Publ.* 7: 76–78.
- Olsson, C. & Wiklund, J. 1999. *Västerbottens fåglar*. Västerbottens Ornitologiska Förening, Umeå. 655 pp.
- Paulson, D.R. 1995. Black-bellied Plover (*Pluvialis squatarola*). *The Birds of North America* No. 186 (Poole, A. & Gill, F. eds.). The Academy of Natural Sciences, Philadelphia, and The American Ornithologists' Union, Washington, D.C. 28 pp.
- Pearson, D.J. & Britton, P.L. 1980. Arrival and departure times of Palearctic waders on the Kenya coast. *Scopus* 4: 84–88.
- Pearson, D.J. & Serra, L. 2002. Biometrics, moult and migration of Grey Plovers, *Pluvialis squatarola*, at Mida Creek, Kenya. *Ostrich* 73: 143–146.
- Pienkowski, M.W. & Evans, P.R. 1984. Migratory behavior of shorebirds in the Western Palearctic. Pp. 73–123 in *Shorebirds: Migration and Foraging Behavior* (Burger, J. & Olia, B.L. eds.), Behavior of Marine Animals Vol. 6. Plenum Press, New York.

- Piersma, T. & Lindström, Å. 2004. Migrating shorebirds as integrative sentinels of global environmental change. *Ibis* 146 Suppl. 1: 61–69.
- Piersma, T., Beintema, A.J., Davidson, N.C., Münster, OAG, & Pienkowski, M.W. 1987. Wader migration systems in the East Atlantic. *Wader Study Group Bull.* 49 (Suppl.) / *Internat. Waterfowl Wetlands Res. Bureau Spec. Publ.* 7: 35–56.
- Piersma, T., Klaassen, M., Bruggemann, J.H., Blomert, A.-M., Gueye, A., Ntiamao-Baidu, Y. & Brederode, N. E. van, 1990. Seasonal timing of the spring departure of waders from the Banc d'Arguin, Mauritania. *Ardea* 78: 123–134.
- Prokosch, P. 1988. The Schleswig-Holstein Wadden Sea as spring staging area for arctic wader populations demonstrated by Grey Plover (*Pluvialis squatarola*, L. 1758), Knot (*Calidris canutus*, L. 1758) and Bar-tailed Godwit (*Limosa lapponica*, L. 1758) [in German with English summary]. *Corax* 12: 273–442.
- Prýs-Jones, R.P., Underhill, L.G. & Waters, R.J. 1994. Index numbers for waterbird populations. II. Coastal wintering waders in the United Kingdom, 1970/71–1990/91. *J. Appl. Ecol.* 31: 481–492.
- Rehfishch, M.M. & Crick, H.Q.P. 2003. Predicting the impact of climate change on Arctic-breeding waders. *Wader Study Group Bull.* 100: 86–95.
- Rehfishch, M.M., Austin, G.E., Armitage, M.J.S., Atkinson, P.W., Holloway, S.J., Musgrove, A.J. & Pollitt, M.S. 2003. Numbers of wintering waterbirds in Great Britain and the Isle of Man (1994/1995–1998/1999): II. Coastal waders (Charadrii). *Biol. Conserv.* 112: 329–341.
- Rogacheva, H. 1992. *The Birds of Central Siberia*. Husum Druck- und Verlagsgesellschaft, Husum. 737 pp.
- Roos, G. 1961. Vårobservationer av arktiska vadare. *Vår Fågelvärld* 20: 253–254.
- Roos, G. 1962. Pårarpsområdet, en fågellokal i Sydhalland. *Fauna och flora* 57: 161–183.
- Rösner, H.-U. 1994. Population indices for migratory birds in the Schleswig-Holstein Wadden Sea from 1987 to 1993. *Ophelia* Suppl. 6: 171–186.
- Rufino, R. & Araujo, A. 1987. Seasonal variations in wader numbers and distribution at the Ria de Faro. *Wader Study Group Bull.* 51: 48–53.
- Ruiters, P.S. 1993. Grey Plover *Pluvialis squatarola*. Pp. 55–59 in *Waterbirds in the Kneiss area and other wetlands, Tunisia* (Spiekman, H.W., Keijl, G.O. & Ruiters, P.S. eds.). Rept. 38 Foundation Working Group for International Wader and Waterfowl Research (WIWO), Zeist.
- Salvig, J.C., Asbirk, S., Kjeldsen, J.P. & Rasmussen, P.A.F. 1994. Wintering waders in the Bijagos Archipelago, Guinea-Bissau 1992–1993. *Ardea* 82: 137–141.
- Samuelsson, G. 1954. Kristinehamnstrakten. Pp. 243–252 in *Natur i Värmland* (Magnusson, N.H. & Curry-Lindahl, K. eds.). Bokförlaget Svensk Natur, Stockholm.
- Schmid, H., Leuenberger, M., Schifferli, L. & Birrer, S. 1992. *Limikolenrastplätze in der Schweiz*. Schweizerische Vogelwarte, Sempach. 159 pp.
- Schmitz, M., Legge, H. & Sudfeldt, C. 2001. Spring migration and breeding of waders and waterbirds in the Razim-Sinoie lagoon system, E-Romania [in German with English summary]. *Vogelwelt* 122: 295–328.
- Serra, L., Whitelaw, D.A., Tree, A.J. & Underhill, L.G. 2001. Biometrics, possible breeding origins and migration routes of South African Grey Plovers, *Pluvialis squatarola*. *Ostrich* 72: 140–144.
- Serra, L., Clark, N.A. & Clark, J.A. 2006. Primary moult, body mass and migration of Grey Plovers *Pluvialis squatarola* in Britain. *Ibis* 148: 292–301.
- Smit, C.J. 1986. Waders along the Mediterranean. A summary of present knowledge. *Ric. Biol. Selvaggina*, Suppl. 10: 297–317.
- Smit, C., 2004. Waders. Pp. 71–81 in *Wader and waterbird census at the Banc d'Arguin, Mauritania, January 2000* (Hagemeyer, E.J.M. & Smit, C.J. eds.). Rept. 81 Foundation Working Group International Waterbird and Wetland Research (WIWO), Beek-Ubbergen.
- Smit, C.J. & Piersma, T. 1989. Numbers, midwinter distribution, and migration of wader populations using the East Atlantic Flyway. Pp. 24–63 in *Flyways and reserve networks for water birds* (Boyd, H. & Pirot, J.-Y. eds.). International Waterfowl and Wetlands Research Bureau Spec. Publ. 9, Slimbridge.
- Smit, C.J. & Zegers, P.M. 1994. Shorebird counts in the Dutch Wadden Sea, 1980–91 — A comparison with the 1965–77 period. *Ophelia* Suppl. 6: 163–170.
- SOF, 2002. *Sveriges fåglar* (3rd ed.). Swed. Ornithol. Soc., Stockholm. 298 pp.
- Sokal, R.R. & Rohlf, F.J. 1995. *Biometry* (3rd ed.). W.H. Freeman & Co., New York. 887 pp.
- Stock, M. & Bruns, H. 1995. Weather, snow and ice cover [in German with English summary]. *Corax* 16 Sonderh.: 17–24.
- Strann, K.-B. 1990. Vårtrekket hos polarsnipen i Nord-Norge i 1983–1989. *Vår Fuglefauna* 13: 5–10.
- Strann, K.-B. 1992. Numbers and distribution of Knot *Calidris canutus islandica* during spring migration in north Norway 1983–1989. Pp. 121–125 in *Recent Advances in Understanding Knot Migration* (Piersma, T. & Davidson, N.C. eds.). Wader Study Group Bull. 64 (Suppl.).
- Stroud, D.A., Davidson, N.C., West, R., Scott, D.A., Hananstra, L., Thorup, O., Ganter, B. & Delany, S. (compilers), 2004. *Status of migratory wader populations in Africa and Western Eurasia in the 1990s*. Internat. Wader Studies 15. 259 pp.
- Summers, R.W., Underhill, L.G., Pearson, D.J. & Scott, D.A. 1987. Wader migration systems in southern and eastern Africa and western Asia. *Wader Study Group Bull.* 49 (Suppl.) / *Internat. Waterfowl Wetlands Res. Bureau Spec. Publ.* 7: 15–34.
- Summers, R.W., Underhill, L.G. & Syroechkovski, E.E., Jr. 1998. The breeding productivity of Dark-bellied Brent Geese and Curlew Sandpipers in relation to changes in the numbers of arctic foxes and lemmings on the Taimyr Peninsula, Siberia. *Ecography* 21: 573–580.
- Svårdsson, G. 1947. The ornithological station of Ottenby. First Report. Activity in the autumn season of 1946 [in Swedish with English summary]. *Vår Fågelvärld* 6: 42–51.
- Syroechkovski, E.E., Jr. & Lappo, E.G. 1994. Migratory phenology of waders (Charadrii) on the Taimyr Peninsula, Northern Russia. *Ostrich* 65: 181–190.
- Tjernberg, M. 1996. Upplands fågel fauna. Pp. 215–548, in *Upplands fåglar – fåglar, människor och landskap genom 300 år* (Fredriksson, R. & Tjernberg, M. eds.), Fåglar i Uppland, Suppl. 2, Uppsala.
- Tomkovich, P.S., Lappo, E.G. & Syroechkovski, E.E., Jr.

2000. Ringing and migratory links of Taimyr waders. Pp. 458–475 in *Heritage of the Russian Arctic Research, Conservation and International Co-operation. Proc. Int. Sci. Willelm Barents Mem. Arctic Conserv. Symp. Moscow* (Ebbinge, B.S., Mazourov, Y.L. & Tomkovich, P.S. eds.), Ecopros Publ., Moscow.
- Trotignon, E., Trotignon, J., Baillou, M., Dejonghe, J.-F., Duhautois, L. & Lecomte, M. 1980. Recensement hivernal des limicoles et autres oiseaux aquatiques sur le Banc d'Arguin (Mauritanie) (Hiver 1978/1979). *Oiseau Rev. Fr. Ornithol.* 50: 323–343.
- Tubbs, C.R. 1991. The population history of Grey Plovers *Pluvialis squatarola* in the Solent, Southern England. *Wader Study Group Bull.* 61: 15–21 and erratum *ibid.* 63: 32.
- Underhill, L.G. 1987. Waders (Charadrii) and other waterbirds at Langebaan Lagoon, South Africa, 1975–1986. *Ostrich* 58: 145–155.
- Uttley, J.D., Thomas, C.J., Davidson, N.C., Strann, K.-B. & Evans, P. R. 1987. The spring migration system of Nearctic Knots *Calidris canutus islandica*: a re-appraisal. *Wader Study Group Bull.* 49 (Suppl.) / *Internat. Waterfowl Wetlands Res. Bureau Spec. Publ.* 7: 80–84.
- Vähätalo, A.V., Rainio, K., Lehtikoinen, A. & Lehtikoinen, E. 2004. Spring arrival of birds depends on the North Atlantic Oscillation. *J. Avian Biol.* 35: 210–216.
- Waldenström, A. 1987. Arctic waders on southern Öland 25 May–1 June 1987 [in Swedish with English summary]. *Calidris* 16: 199–201.
- Watkinson, A.R., Gill, J.A. & Hulme, M. 2004. Flying in the face of climate change: a review of climate change, past, present and future. *Ibis* 146, Suppl. 1: 4–10.
- Wilson, J. & Strann, K.-B. 2005. The migration of Red Knots through Porsangerfjord in spring 2005: a progress report on the Norwegian Knot project. *Wader Study Group Bull.* 108: 66–69.
- Wilson, J., Swinfen, R., Swinfen, B., Strann, K.-B., Johnsen, T., Frivoll, V., Wilson, R. Stanyard, D., Harrison, M. & Strugnell, R. 2006. The migration of Red Knots through Porsangerfjord in spring 2006: a progress report on the Norwegian Knot project. *Wader Study Group Bull.* 111: 54–58.
- Winden, J. van der, Have, T.M. van der, Stikvoort, E. & Zwinselman, B. 1993. Numbers of waterbirds in the Sivash, Ukraine, spring 1992. Pp. 7–32 in *Waterbirds in the Sivash, Ukraine, spring 1992* (Have, T.M. van der, Sant, S. van de, Verkuil, Y. & Winden, J. van der, eds.). Rept. 36 Foundation Working Group International Wader and Waterfowl Research (WIWO), Zeist.
- Wirdheim, A. 1985. Vadarnas värsträck i Påarp. *Fåglar i södra Halland 1984* 24: 11–21.
- Wüst, W. 1966. Vergleichende Planbeobachtungen zum Durchzug der Watvögel (Limicolae) im Ismaninger Teichgebiet bei München. II. Teil.: *Haematopus, Charadrius, Pluvialis, Arenaria, Calidris, Limicola, Recurvirostrata, Himantopus, Phalaropus, Burhinus, Glareola. Anz. orn. Ges. Bayern* 7: 771–822.
- Zwarts, L. 1988. Numbers and distribution of coastal waders in Guinea-Bissau. *Ardea* 76: 42–55.
- Zwarts, L., Felemban, H.M. & Price, A.R.G. 1991. Wader counts along the Saudi Arabian coast suggests the Gulf harbours millions of waders. *Wader Study Group Bull.* 63: 25–32.

Sammanfattning

Sverige ligger geografiskt väl till för att studera det värsträck av arktiska vadare som går från Vadehavet (Nederländerna, Tyskland, Danmark) upp mot den nordvästeuropeiska och sibiriska tundran. Denna artikel följer på tidigare redovisade arbeten om väruppträdandet av arktiska vadarter i Sverige, d.v.s. kustsnäppa *Calidris canutus*, sandlöpande *C. alba*, småsnäppa *C. minuta*, spovsnäppa *C. ferruginea* och myrspöv *Limosa lapponica* (Blomqvist & Lindström 1992, 1995, Green et al. 2003).

Kustpiparens utbredning, flyttning och antal

Endast en population kustpipare förekommer regelbundet i Europa (Byrkjedal & Thompson 1998). De häckar på tundran från Vita havet till Taimyrhalvön. Arten förekommer även vidare österut i Sibirien, ända bort till arktiska Kanada, men dessa fåglar berör inte Västeuropa.

Häckningsframgången hos tundralevande fågelarter varierar starkt mellan åren, ofta relaterat till lämlarnas cykliska förekomst i häckningsområdena. När det finns få lämlar ger sig lämmelätande predatorer på fåglars ägg och ungar med svag reproduktion som följd. Goda lämmelår lyckas vädarna bättre (Summers et al. 1998, Blomqvist et al. 2002). Kustpiparna häckar inte förrän de uppnått två eller tre års ålder och stannar fram tills dess i sina vinterkvarter.

Senaste uppskattningen av antalet kustpipare som flyttar via Västeuropa uppgår till 247.000 fåglar (Stroud et al. 2004). Dessa övervintrar från Västafrika i söder till Vadehavet och Storbritannien i norr. I Sverige ses arten endast i enstaka exemplar om vintern (SOF 2002). I slutet av april börjar kustpiparna lämna Afrika och passerar sedan successivt upp längs Europas västkust (Piersma et al. 1990). Den största koncentrationen av kustpipare påträffas i Vadehavet under maj månad (140.000 fåglar; Meltofe et al. 1994). Vikterna hos dessa fåglar indikerar att de sedan flyger non-stop till sina häckningsområden (Serra et al. 2006).

I denna uppsats beskriver och analyserar vi kustpiparens vårflyttning över Sverige, baserat på observationer från ett förnämligt system av lokala rapportkommittéer, fågelstationer och enskilda observatörer (Blomqvist & Lindström 1996).

Material och metoder

Insamling av data

Våra data härstammar framför allt från svar på förfrågningar hos landets 30 regionala rapportkommittéer (rrk, Figur 1), men också från direkta kontakter med vissa observatörer och fågelstationer, samt litteratursökning i nationella och regionala tidskrifter. Observationer från 1 mars till 20 juni under i huvudsak perioden 1975–1995 har analyserats. Alla vårobservationer har tidigare genomgående begärts in av rapportkommittéerna, förutom i Halland, på Öland och Gotland. För dessa landskap finns dock observationer från fågelstationer, av större flockar och från enstaka observatörer. Från Ottenby har vi analyserat observationsdata från perioden 1947–1994.

Resultat

Uppgifter om observerade kustpipare fanns från alla rapportområden utom Härjedalen (Figur 2). Så mycket som 59% av fåglarna sågs förbiflygande, medan resten iaktogs rastande. Flest kustpipare observerades i slutet av maj och början på juni (Figur 3, 5). Sammanlagt rapporterades 74.650 kustpipare, inom intervallet 550 till 16.000 individer per år (Figur 4a).

Regionala skillnader i uppträdande

Fynden fördelade sig med 87% i Götaland, 12% i Svealand och mindre än 1% i Norrland (Figur 2). Övervägande mängden fåglar sågs längs kusterna. Omkring 3% av samtliga observerade fåglar (som mest drygt 900 individer år 1991) rapporterades nära de stora sjöarna i Mellansverige (Värmland och Närke). I Stockholmstrakten sågs arten årligen (7% av samtliga observationer), med som mest 1000 fåglar år 1992. Större antal rastande fåglar sågs endast i de sydligaste landskapen, framför allt då fåglarna tvingats ner av mycket dåligt sträckväder. Så mycket som 25% av alla observerade kustpipare i Sverige sågs vid några sådana väderbakslag, vilket tyder på att kustpiparna normalt undviker att rasta i Sverige.

Tidsmönster och flockstorlekar

De första enstaka fåglarna dök upp i Sydsvenskt område första veckan av maj (Figur 3, 5). Flyttningen i Götaland kulminerade i slutet av maj, med 83% av hela Sveriges totalsumma observerad under tio-dagarsperioden 24 maj till 2 juni, med medianda-

tum 28 maj för rastare och 29 maj för förbiflygare. Sträcket i Norrland kulminerade tidigare än i Sydsvenskt område, med mediandatum 18 maj (Figur 5).

Tidsserien 1947–1994 från Ottenby visar att antalet kustpipare som passerat före den 20 maj ökat. En tendens till tidigare passage finns även för perioden 1975–1995 från Skåne–Halland.

De tidigaste kustpiparna uppträdde ensamma eller i små grupper. Flockarna var som störst när sträcket kulminerade i slutet av maj, som mest sågs 925 fåglar i en flock (Klåvudden vid Vättern, 1991). I Norrland sågs ingen flock med mer än 34 individer.

Populationstrender

Ingen statistiskt säkerställd förändring kunde påvisas i antal observerade kustpipare i Sverige under perioden 1975–1995, med mindre än att tre extremår (1976, 1987, 1991) utslöts ur observationsserien (Figur 4a). Vid Ottenby ökade antalet observerade fåglar under perioden 1947–1994 (Figur 4b), dock påträffades inte heller här någon statistiskt säkerställd trend för perioden 1975–1994, d.v.s. då observationsdata även finns från övriga Sverige.

Antalet kustpipare förväntades variera i antal mellan åren gentemot lämmeltillgången. Inget samband kunde dock påvisas mellan antalet fåglar sedda vid Ottenby om våren och lämmelförekomsten på den ryska tundran åren före.

Diskussion

Troligen motsvarar de rapporterade fåglarna förekomsten i Sverige i stort, även om Norrland på grund av sin lägre täthet av ornitologer säkert är underrepresenterat i observationsmaterialet. Dock bör detta inte påverka artens tidsmässiga uppträdande.

Antal och geografiskt mönster

Om man delar antalet observerade kustpipare (74.650) med den förmodade populationsstorleken (247.000) erhålls ett relativt andelsmått på artens förekomst om 30%. För de andra arterna som vi redovisat tidigare (Blomqvist & Lindström 1992, 1995, Green et al. 2003) skulle motsvarande andel vara 19% för myrspov, 7–10% för kustsnäppa, 4% för sandlöpare, 1% för småsnäppa och 0,2% för spovsnäppa. Större vadararter upptäcktes således proportionellt oftare än mindre former. Här spelar naturligtvis både storlek och ljudlighet in. I fallen med små- och spovsnäppor påverkas den fåtaliga

vårförekomsten av att dessa arter väsentligen passerar söder och öster om Sverige.

Tendensen med ökande antal kustpipare som observerades tidigt om våren i södra Sverige under senare år är ett fenomen i linje med vad som rapporterats hos myrspov (Green et al. 2003), och indikerar att artiska vadare under tidsperiod med mildare klimat kan tidigarelägga vårflyttningen.

Populationstrender

Tendensen mot ökat antalet observerade kustpipare i Sverige under åren 1975–1995 (om de tre extremåren uteslutits) är intressant (Figur 4a). Och en långsiktig ökning av antalet fåglar sedda vid Ottenby under perioden 1947–1994 (Figur 4b) stämmer väl överens med artens generella ökning på vinterlokaler på Brittiska öarna och i Nederländerna. Denna sentida ökning beror till del på mildare vintrar. Vi fann inte ett förväntat samband mellan predationstryck på tundran och antalet kustpipare räknade vid Ottenby. Troligen går det inte att dra några slutsatser av artens uppträdande vid Ottenby för enskilda år, medan däremot den funna långtidstrenden med ökande antal observerade fåglar bör vara relativt tillförlitlig (Figur 4b).

Jämförelse med andra tundrahäckande vadare

Kustpiparens tvåtoppiga förekomst i Sverige (tidig topp i Norrland, sen topp i Sydsverige, Figur 5) återfinns även hos två andra nordliga vadare, nämligen myrspov och kustsnäppa. Märkligt nog betyder detta mönster olika saker i de tre fallen. Toppen i mitten av maj för kustsnäppa gäller de fåglar (*C. c. islandica*) som via rastplatser i Nordnorge skall vidare till grönländska och eventuellt kanadensiska

häckningsplatser (Blomqvist & Lindström 1992). För myrspov gäller det fåglar (*L. l. lapponica*) som är på väg till sina Nordskandinaviska häckningsområden (Green et al. 2003). I kustpiparens fall är det fåglar på väg till häckplatser vid Vita havet (Figur 6), alternativt rastning inför vidare flygning österut.

Sträcktoppen i södra Sverige (mediandatum 28–29 maj) sammanfaller med avflyttningsdatum från Vadehavet (Prokosch 1988, Meltofte et al. 1994), men också med ankomstdatum till häckningsområden (Hötcker 1995). Sträcket sammanfaller också väl med det av andra vadare på väg mot den ryska tundran. Motsvarande mediandatum för myrspov (*L. l. taymyrensis*) är 28–30 maj (Green et al. 2003), sandlöpare 29 maj och spovsnäppa 29 maj –3 juni (Blomqvist & Lindström 1995). De sibiriska kustsnäpporna (*C. c. canutus*) är dock betydligt senare (8 juni; Blomqvist & Lindström 1992) och småsnäpporna något tidigare (24 maj; Blomqvist & Lindström 1995).

Parallella flyttningssvägar

De kustpipare som häckar längre österut i Asien flyttar från vinterkvarter i södra, östra och nordöstra Afrika, upp via Persiska viken och Svarta havet. Detta sträck pågår i stort sett parallellt med, och på ett snarlikt vis som, flyttningen från Västafrika via Nordeuropa (över Sverige) till västra Rysslands tundra (Figur 6). I slutet av april bryter nämligen kustpiparna upp från Västafrika och Östafrika och söker sig successivt upp mot rastplatserna i Vadehavet respektive Svarta havet. Dessa rastområden lämnas i månadsskiftet maj–juni för non-stop-flygningar om 250 till 450 mil till häckningsplatserna på tundran.